

U-BOAT
ITALO FONTANA

EN

CARE AND MAINTENANCE.

The precision mechanism in your watch will provide long-lasting performance when properly cared for.

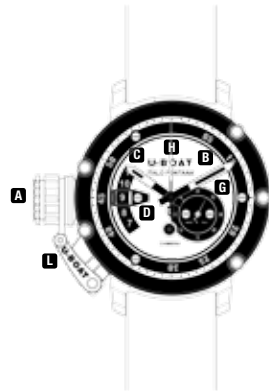
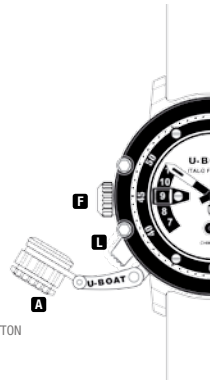
We recommend taking your watch to an Authorised Retailer / Authorised Service Centre every 3-4 years for a check-up and to perform ordinary maintenance on all mechanical parts.

We also advise taking your watch to an Authorised Retailer / Authorised Service Centre to change the strap.

Avoid leaving your watch where it is exposed to wide temperature variations, humidity, the sun and strong magnetic fields.

WATCH FUNCTIONS

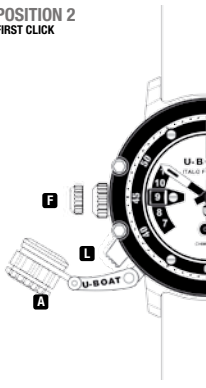
- A** WINDER COVER
- B** MINUTE HAND
- C** HOUR HAND
- D** DATE INDICATOR
- F** WINDER
- G** 24 HOUR COUNTER
- H** SECOND HAND
- L** WINDER EXTRACTION BUTTON



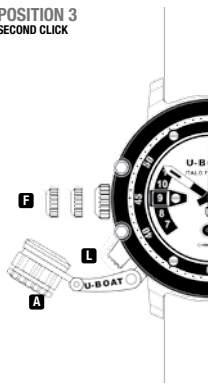
POSITION 1
NEUTRAL POSITION



POSITION 2
FIRST CLICK



POSITION 3
SECOND CLICK



INSTRUCTIONS FOR USE.

1. Unscrew the winder cover **A** to access the winder **F**.

POSITION 1 NEUTRAL POSITION

Watch operation position.
Watch winding position.

POSITION 2 FIRST CLICK

Press the button **L** to put winder **F** in the first position for rapid date setting.*

POSITION 3 SECOND CLICK

Press the button **L** for precise time setting. We advise you to turn the minute hand past the desired time and then back to the exact position.

Check the 24 H counter when doing this operation.

2. Close the winder **F** and turn the winder cover **A** to its original position (turn until it stops).

* NB: It is not possible to adjust the date between 9.00 p.m. and 3.00 a.m.

U-BOAT HEAD OFFICE

Via per San Gennaro, 13

Gragnano, Capannori - 55012 Lucca - Italy

Tel: +39 0583 469288 - Fax: +39 0583 462249

info@u-boatwatch.com

Ref. 4092