

U-BOAT
ITALO FONTANA

EN

DEAR CLIENT,

WE CONGRATULATE YOU ON THE PURCHASE OF THIS U-BOAT WATCH.

IN THIS BOOKLET YOU WILL FIND THE INSTRUCTIONS FOR USE, THE TECHNICAL DETAILS AND THE WARRANTY BOOKLET.

WE KINDLY INVITE YOU TO REGISTER YOUR WATCH


ON OUR OFFICIAL WEB SITE

IN THE U-CLUB AREA, DEDICATED EXCLUSIVELY TO THE U-BOAT WATCHES OWNERS AND GAIN ACCESS TO FURTHER BENEFITS AND PREVIEWS ON OUR LATEST NEWS, EVENTS AND OFFERS.

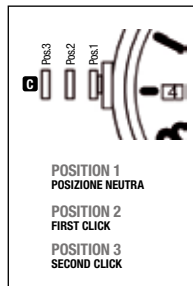
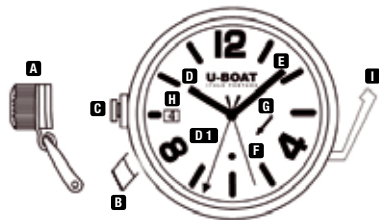
EN

WATCH FUNCTIONS.

- A** CAP CROWN
- B** CROWN EXTRACTION BUTTON
- C** CROWN
- D** HOUR HAND
- D1** DOUBLE TIME HAND
- E** MINUTE HAND
- F** SECOND HAND
- G** 24 HOUR INDICATOR
- H** DATE
- I** BEZEL LOCK LEVER
- L** DOUBLE TIME BEZEL



REPRESENTATIVE IMAGE.
SOME COMPONENTS MAY BE IN DIFFERENT POSITIONS OR NOT FITTED.



INSTRUCTIONS FOR USE.

1. Unscrew the cap crown **A** to gain access to the crown **C**.

POSITION 1 to wind and start the watch by turning the crown **C**.
NEUTRAL POSITION

POSITION 2 press button **B** to move the crown **C** into position 2 (first click). Turn the crown **C** clockwise to set the date **H**.
FIRST CLICK

POSITION 3 press button **B** again to move the crown **C** into position 3 (second click) and turn the crown **C** to set the exact time.
SECOND CLICK Use indicator **G** (if fitted) for correct date change **H**.

2. Fully depress the crown **C** to move it back into the neutral position. Carefully screw in the cap crown **A** until firmly in place.

EN

CARE AND MAINTENANCE.

The precision mechanism in your watch will provide long-lasting performance when properly cared for.

We recommend taking your watch to an Authorised Retailer / Authorised Service Centre every 3-4 years for a check-up and to perform ordinary maintenance on all mechanical parts.

We also advise taking your watch to an Authorised Retailer / Authorised Service Centre to change the strap.

Avoid leaving your watch where it is exposed to large temperature variations, humidity, the sun and strong magnetic fields.

Remember to rinse the watch after it comes into contact with seawater.

Automatic watches require manual winding following a long period of inactivity.

U-BOAT HEAD OFFICE

Via per San Gennaro, 13

Gragnano, Capannori - 55012 Lucca - Italy

Tel: +39 0583 469288 - Fax: +39 0583 462249

service@u-boatwatch.com