

U-BOAT
ITALO FONTANA

D A R K M O O N



Dear Customer

WE CONGRATULATE YOU ON THE PURCHASE OF THIS U-BOAT WATCH.

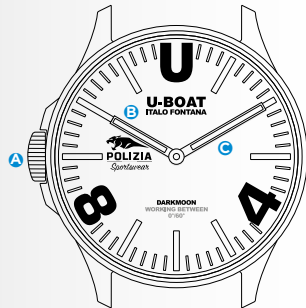
IN THIS BOOKLET YOU WILL FIND THE INSTRUCTIONS FOR USE.

WE KINDLY INVITE YOU TO REGISTER YOUR WATCH ON OUR OFFICIAL WEB SITE IN THE **U-CLUB AREA**, DEDICATED EXCLUSIVELY TO THE U-BOAT WATCHES OWNERS AND GAIN ACCESS TO FURTHER BENEFITS AND PREVIEWS ON OUR LATEST NEWS, EVENTS AND OFFERS.

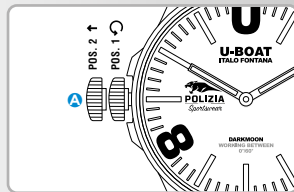
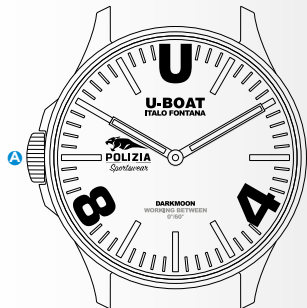
Quartz

WATCH INSTRUCTIONS

- A** SCREW CROWN
- B** HOUR HAND
- C** MINUTE HAND



Representative image.
Some components may be in different positions or not fitted.



- **POSITION 1**
NEUTRAL POSITION
- **POSITION 2**
FIRST CLICK

POSITION 1 watch operating position.

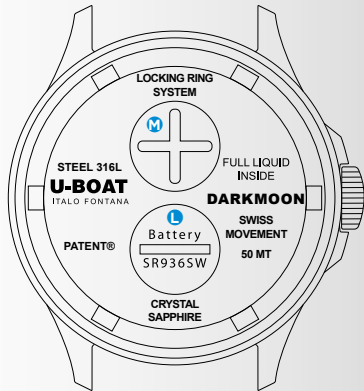
NEUTRAL POSITION

POSITION 2 unscrew and pull the crown **A** out to position 2 and turn to adjust time.

FIRST CLICK

Press and screw the crown **A** back to return it to position 1.

NB: we advise pulling out crown **A** into position 2 when the watch isn't being used for a long period to limit battery consumption.



BATTERY REPLACEMENT AND OIL ADJUSTMENT

1. Innovative closure system with a compartment for quick battery change. **L**
2. Closing system for oil regulation in the case, exclusively by U-BOAT specialized technicians. **M**



- The precision mechanism in your watch will provide long-lasting performance when properly cared for.
- We recommend taking your watch to an Authorised Retailer/Authorised Service Centre every year for a check-up, perform ordinary maintenance on all mechanical parts and restore of water-resistance.
- We also advise taking your watch to an Authorised Retailer/Authorised Service Centre to change the strap.
- Avoid leaving your watch where it is exposed to large temperature variations, humidity, the sun and strong magnetic fields.
- Make sure the watch is in adequate conditions for water use/activities.
- Remember to rinse the watch after it comes into contact with seawater.
- We suggest pulling out the crown when the watch is not being used for a long period of time in order to limit battery consumption. We advise taking your watch to an authorised Retailer/authorised Service Centre to replace the battery.

OPTIMAL OPERATING CONDITIONS 0°/+60°C WHEN NOT WORK.

PASSION AND ENERGY

PASSIONE ED ENERGIA





U-BOAT HEAD OFFICE

Via Pesciatina 751H

Gragnano, Capannori - 55010 Lucca - Italy

Tel: +39 0583 469288 - Fax: +39 0583 462249

www.uboatwatch.com - service@u-boatwatch.com