

**U-BOAT**  
ITALO FONTANA

**CAPSOIL**  
DOPPIOTEMPO



*Dear Customer*

WE CONGRATULATE YOU ON THE PURCHASE OF THIS U-BOAT WATCH.

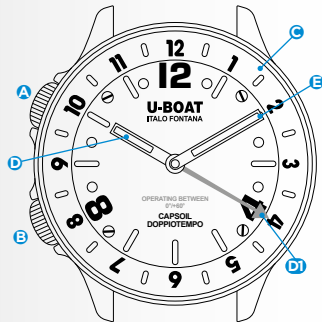
IN THIS BOOKLET YOU WILL FIND THE INSTRUCTIONS FOR USE.

WE KINDLY INVITE YOU TO REGISTER YOUR WATCH ON OUR OFFICIAL WEB SITE IN THE **U-CLUB AREA**, DEDICATED EXCLUSIVELY TO THE U-BOAT WATCHES OWNERS AND GAIN ACCESS TO FURTHER BENEFITS AND PREVIEWS ON OUR LATEST NEWS, EVENTS AND OFFERS.

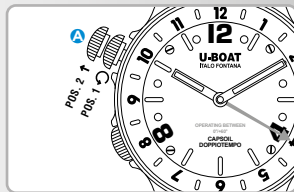
Quartz

- A CROWN
- B BEZEL CROWN
- C BEZEL DUAL TIME
- D HOUR HAND
- D1 DUAL TIME HAND
- E MINUTE HAND

## WATCH INSTRUCTIONS



Representative image.  
Some components may be in different positions or not fitted.



- **POSITION 1**  
NEUTRAL POSITION
- **POSITION 2**  
FIRST CLICK

**POSITION 1** watch operating position.

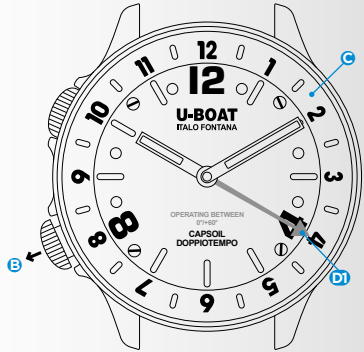
NEUTRAL POSITION

**POSITION 2** unscrew and pull the crown **A** out to position 2 and turn to adjust time.

FIRST CLICK

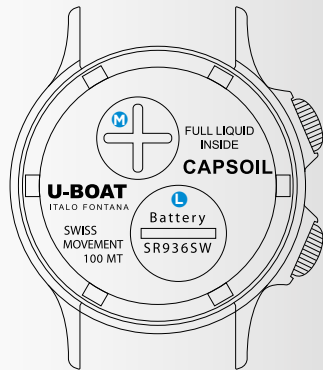
Press and screw the crown **A** back to return it to position 1.

**NB:** we advise pulling out crown **A** into position 2 when the watch isn't being used for a long period to limit battery consumption.



## INSTRUCTIONS FOR DUAL TIME SETTING

1. Pull out the crown **B**.
2. Rotate the bezel **C** to set the second time. (check **D1** dual time hand).
3. Fully depress the crown **B** to move it back into the neutral position.



1. Innovative closure system with a compartment for quick battery change. **L**
2. Closing system for oil regulation in the case, exclusively by U-BOAT specialized technicians. **M**

**NB:** the oily fluid inside the case may be subject to slight changes in shade due to the natural change of the liquid.



## CARE AND MAINTENANCE

- The precision mechanism in your watch will provide long-lasting performance when properly cared for.
- We recommend taking your watch to an Authorised Retailer/Authorised Service Centre every year for a check-up, perform ordinary maintenance on all mechanical parts and restore of water-resistance.
- We also advise taking your watch to an Authorised Retailer/Authorised Service Centre to change the strap.
- Avoid leaving your watch where it is exposed to large temperature variations, humidity, the sun and strong magnetic fields.
- Make sure the watch is in adequate conditions for water use/activities.
- Remember to rinse the watch after it comes into contact with seawater.
- We suggest pulling out the crown when the watch is not being used for a long period of time in order to limit battery consumption. We advise taking your watch to an authorised Retailer/authorised Service Centre to replace the battery.

**OPTIMAL OPERATING CONDITIONS 0°/+60°C WHEN NOT WORK.**



**INNOVATION AND STYLE**

*STILE ED INNOVAZIONE*





## U-BOAT HEAD OFFICE

Via Pesciatina 751H

Gragnano, Capannori - 55010 Lucca - Italy

Tel: +39 0583 469288 - Fax: +39 0583 462249

[www.uboatwatch.com](http://www.uboatwatch.com) - [service@u-boatwatch.com](mailto:service@u-boatwatch.com)