

U-BOAT
ITALO FONTANA

DIVE WATCH

SOMMERSO 56



Dear Customer

WE CONGRATULATE YOU ON THE PURCHASE OF THIS U-BOAT WATCH.

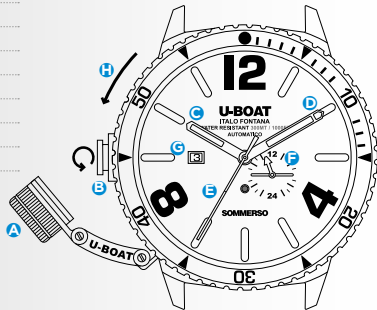
IN THIS BOOKLET YOU WILL FIND THE INSTRUCTIONS FOR USE.

WE KINDLY INVITE YOU TO REGISTER YOUR WATCH ON OUR OFFICIAL WEB SITE IN THE **U-CLUB AREA**, DEDICATED EXCLUSIVELY TO THE U-BOAT WATCHES OWNERS AND GAIN ACCESS TO FURTHER BENEFITS AND PREVIEWS ON OUR LATEST NEWS, EVENTS AND OFFERS.

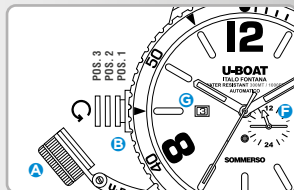
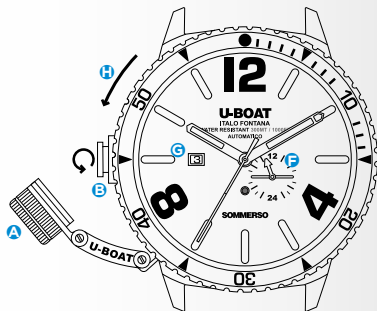
Mechanical Automatic

WATCH FUNCTIONS

- A CAP CROWN
- B SCREW IN CROWN
- C HOUR HAND
- D MINUTE HAND
- E SECOND HAND
- F 24 HOUR INDICATOR
- G DATE
- H UNIDIRECTIONAL BEZEL



Representative image.
Some components may be in different positions or not fitted.



- **POSITION 1**
NEUTRAL POSITION
- **POSITION 2**
FIRST CLICK
- **POSITION 3**
SECOND CLICK

1. Unscrew the cap crown **A** to gain access to the crown **B**.

POSITION 1
NEUTRAL POSITION

unscrew the crown **B** to wind and start the watch.

POSITION 2
FIRST CLICK

carefully pull the crown **B** right out to the first click. Turn the crown **B** clockwise to set the date **G**.

POSITION 3
SECOND CLICK

carefully pull the crown **B** right out to the second click and turn the crown **B** to set the exact time. Use indicator **F** for correct date change **G**.

2. Fully depress the crown **B** to move it back into the neutral position and gently screw **B** it in. Screw in the cap crown **A** until firmly in place.

3. The bezel **H** rotates in a counterclockwise direction.



CARE AND MAINTENANCE

- The precision mechanism in your watch will provide long-lasting performance when properly cared for.
- We recommend taking your watch to an Authorised Retailer/Authorised Service Centre every 3-4 years for a check-up and to perform ordinary maintenance on all mechanical parts.
- We also advise taking your watch to an Authorised Retailer/Authorised Service Centre to change the strap.
- Avoid leaving your watch where it is exposed to large temperature variations, humidity, the sun and strong magnetic fields.
- Remember to rinse the watch after it comes into contact with seawater.

AUTOMATIC WATCHES REQUIRE MANUAL WINDING FOLLOWING A LONG PERIOD OF INACTIVITY.

THINK BIGGER

PENSA IN GRANDE





U-BOAT HEAD OFFICE

Via Pesciatina 751H

Gragnano, Capannori - 55010 Lucca - Italy

Tel: +39 0583 469288 - Fax: +39 0583 462249

www.uboatwatch.com - service@u-boatwatch.com