

**U-BOAT**  
ITALO FONTANA

D A R K M O O N



*Dear Customer*

WE CONGRATULATE YOU ON THE PURCHASE OF THIS U-BOAT WATCH.

IN THIS BOOKLET YOU WILL FIND THE USER INSTRUCTIONS.

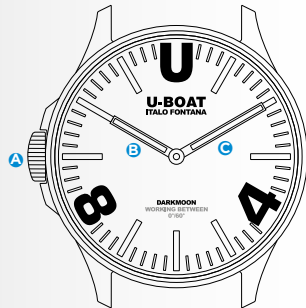
WE KINDLY INVITE YOU TO REGISTER YOUR WATCH ON OUR OFFICIAL WEB SITE IN THE **U-CLUB AREA**, DEDICATED EXCLUSIVELY TO THE U-BOAT WATCHES OWNERS, SO TO GET ACCESS TO FURTHER BENEFITS AND PREVIEWS ON OUR LATEST NEWS, EVENTS AND OFFERS.

Quartz

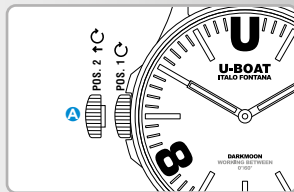
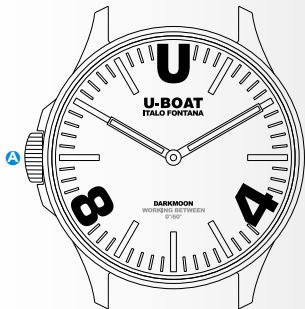
**A** SCREW CROWN

**B** HOUR HAND

**C** MINUTE HAND



Representative image.  
Some components may be in different positions or not fitted.



- **POSITION 1**  
NEUTRAL POSITION
- **POSITION 2**  
FIRST CLICK

**POSITION 1**  
NEUTRAL POSITION

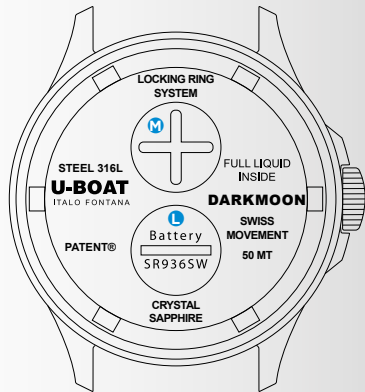
operating position of the watch.

**POSITION 2**  
FIRST CLICK

unscrew crown **A** and pull it out to take it to position 2. Rotate the crown **A** to set the desired time.

Push in and screw the crown **A** back to position 1.

**Note:** it is recommended to unscrew the crown **A** to position 2 when the watch will not be used for a long time, to limit battery consumption.



## BATTERY REPLACEMENT AND OIL ADJUSTMENT

1. Innovative closure system with a compartment for quick battery change **L**.
2. Closing system and internal oil regulation, for the exclusive use of U-BOAT specialized technicians **M**.

**Note:** the oily fluid inside the case may be subject to slight changes in shade due to the natural change of the liquid.



## CARE AND MAINTENANCE

- Your watch will keep its performance intact for a long time, with proper care.
- We recommend that you have your watch checked every 3-4 years at one of our Authorized Dealers/Authorised Service Centres, to carry out ordinary maintenance on all mechanical parts and water resistance.
- We also recommend contacting an Authorized Dealer/Authorised Service Center to replace the strap.
- Do not leave the watch in places exposed to extreme temperature changes, humidity, the sun and strong magnetic fields.
- Make sure the watch is suitable for use in water.
- Always rinse the watch with fresh water after contact with salt water.
- It is advisable to unscrew the crown when the watch will not be used for a long time, to limit battery consumption. We recommend that you contact an authorized center to replace the battery.

**OPTIMAL OPERATING CONDITIONS: 0°/+60°C.**

# PASSION AND ENERGY

*PASSIONE ED ENERGIA*







## U-BOAT HEAD OFFICE

Via Pesciatina 751H

Gragnano, Capannori - 55010 Lucca - Italy

Tel: +39 0583 469288 - Fax: +39 0583 462249

[www.uboatwatch.com](http://www.uboatwatch.com) - [service@u-boatwatch.com](mailto:service@u-boatwatch.com)