

U-BOAT
I T A L O F O N T A N A

EN

DEAR CUSTOMER,

**WE CONGRATULATE YOU ON THE PURCHASE OF THIS U-BOAT WATCH.
IN THIS BOOKLET YOU WILL FIND THE INSTRUCTIONS FOR USE, THE
TECHNICAL DETAILS AND THE WARRANTY BOOKLET.**

**WE KINDLY INVITE YOU TO REGISTER YOUR WATCH
ON OUR OFFICIAL WEB SITE
IN THE U-CLUB AREA, DEDICATED EXCLUSIVELY TO THE U-BOAT WATCHES
OWNERS AND GAIN ACCESS TO FURTHER BENEFITS AND PREVIEWS ON
OUR LATEST NEWS, EVENTS AND OFFERS.**

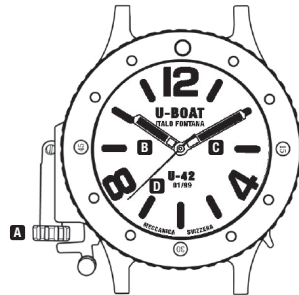
WATCH FUNCTIONS.

A CROWN

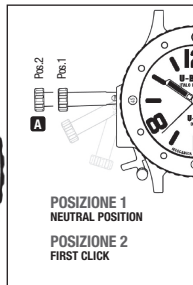
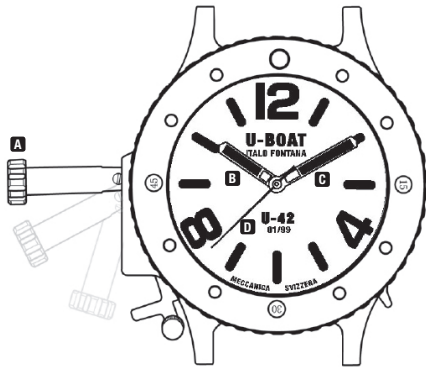
B HOUR HAND

C MINUTE HAND

D SECOND HAND



REPRESENTATIVE IMAGE.
SOME COMPONENTS MAY BE IN DIFFERENT POSITIONS OR NOT FITTED.



INSTRUCTIONS FOR USE.

POSITION 1 turn gently the crown **A** to start the watch.
NEUTRAL POSITION

POSITION 2 gently pull out the crown **A** right out to the first click to set the time.
FIRST CLICK

Fully depress the crown **A** to move it back into the neutral position.

CARE AND MAINTENANCE.

Your watch will keep its performance intact for a long time, with proper care.

We recommend that you have your watch checked every 3-4 years at one of our Authorized Dealers/Authorised Service Centres, to carry out ordinary maintenance on all mechanical parts and water resistance.

We also recommend contacting an Authorized Dealer/Authorised Service Center to replace the strap.

Do not leave the watch in places exposed to extreme temperature changes, humidity, the sun and strong magnetic fields.

Make sure the watch is suitable for use in water.

Always rinse the watch with fresh water after contact with salt water.

AUTOMATIC WATCHES REQUIRE MANUAL WINDING FOLLOWING A LONG PERIOD OF INACTIVITY.

U-BOAT HEAD OFFICE

Via Pesciatina 751H

Gragnano, Capannori - 55010 Lucca - Italy

Tel: +39 0583 469288 - Fax: +39 0583 462249

www.uboatwatch.com - service@u-boatwatch.com