

U-BOAT
ITALO FONTANA

DIVE WATCH

SOMMERSO



Dear Customer

WE CONGRATULATE YOU ON THE PURCHASE OF THIS U-BOAT WATCH.

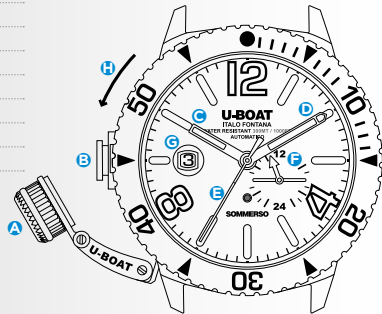
IN THIS BOOKLET YOU WILL FIND THE USER INSTRUCTIONS.

WE KINDLY INVITE YOU TO REGISTER YOUR WATCH ON OUR OFFICIAL WEB SITE IN THE **U-CLUB AREA**, DEDICATED EXCLUSIVELY TO THE U-BOAT WATCHES OWNERS, SO TO GET ACCESS TO FURTHER BENEFITS AND PREVIEWS ON OUR LATEST NEWS, EVENTS AND OFFERS.

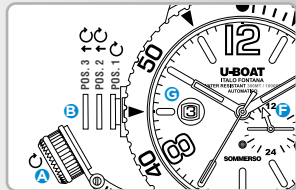
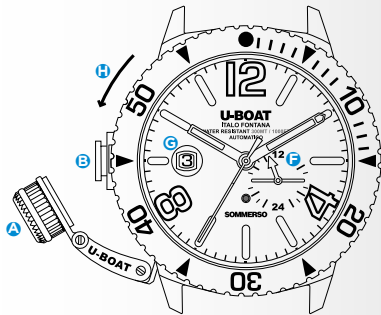
Mechanical Automatic

WATCH FUNCTIONS

- A CROWN COVER
- B SCREW CROWN
- C HOUR HAND
- D MINUTE HAND
- E SECONDS HAND
- F 24 HOURS INDICATOR
- G DATE
- H UNIDIRECTIONAL BEZEL



Representative image.
Some components may be in different positions or not fitted.



- **POSITION 1**
NEUTRAL POSITION
- **POSITION 2**
FIRST CLICK
- **POSITION 3**
SECOND CLICK

1. Unscrew the crown cover **A** to access the crown **B**.

POSITION 1
NEUTRAL POSITION

to wind up and start the watch, unscrew the crown **B** and turn it clockwise.

POSITION 2
FIRST CLICK

pull the crown **B** out to position 2. Turn the crown **B** clockwise to set the desired date **G**.

POSITION 3
SECOND CLICK

pull the crown **B** out further to position 3. Rotate the crown **B** to set the desired time. Consider the indicator **F** (24 hours) for the correct click of the date **G**.

2. Press the crown **B** all the way down, screwing it carefully to bring it back to position 1. Screw the crown cover **A** carefully until it locks completely.

3. The bezel **H** rotates counterclockwise.



CARE AND MAINTENANCE

- Your watch will keep its performance intact for a long time, with proper care.
- We recommend that you have your watch checked every 3-4 years at one of our Authorized Dealers/Authorised Service Centres, to carry out ordinary maintenance on all mechanical parts and water resistance.
- We also recommend contacting an Authorized Dealer/Authorised Service Center to replace the strap.
- Do not leave the watch in places exposed to extreme temperature changes, humidity, the sun and strong magnetic fields.
- Always rinse the watch with fresh water after contact with salt water.

AUTOMATIC WATCHES REQUIRE MANUAL WINDING FOLLOWING A LONG PERIOD OF INACTIVITY.

ABSOLUTELY DIVE WATCH

ASSOLUTAMENTE SOMMERSO





U-BOAT HEAD OFFICE

Via Pesciatina 751H
Gragnano, Capannori - 55010 Lucca - Italy
Tel: +39 0583 469288 - Fax: +39 0583 462249

www.uboatwatch.com - service@u-boatwatch.com