

U-BOAT

ITALO FONTANA

CAPSULE



Dear Customer

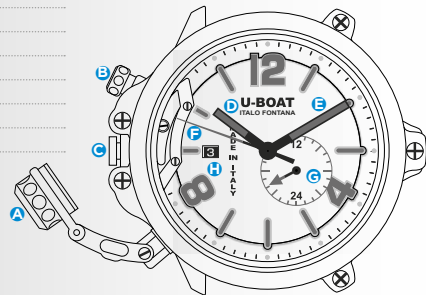
WE CONGRATULATE YOU ON THE PURCHASE OF THIS U-BOAT WATCH.

IN THIS BOOKLET YOU WILL FIND THE USER INSTRUCTIONS.

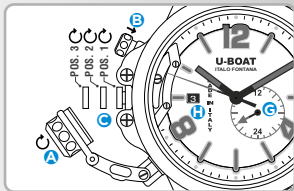
WE KINDLY INVITE YOU TO REGISTER YOUR WATCH ON OUR OFFICIAL WEB SITE IN THE **U-CLUB AREA**, DEDICATED EXCLUSIVELY TO THE U-BOAT WATCHES OWNERS, SO TO GET ACCESS TO FURTHER BENEFITS AND PREVIEWS ON OUR LATEST NEWS, EVENTS AND OFFERS.

Automatic Mechanical

- A CROWN COVER
- B CROWN EXTRACTION PUSHER
- C CROWN
- D HOUR HAND
- E MINUTE HAND
- F SECONDS HAND
- G 24 HOURS INDICATOR
- H DATE



Representative image.
Some components may be in different positions or not fitted.



- **POSITION 1**
NEUTRAL POSITION
- **POSITION 2**
FIRST CLICK
- **POSITION 3**
SECOND CLICK


1. Unscrew the crown cover **A** to access the crown **C**.
POSITION 1 to wind up and start the watch, turn the crown **C** clockwise.

NEUTRAL POSITION

POSITION 2 press the pusher **B** to bring the crown **C** to position 2. Turn the crown **C** clockwise to set the desired date **H**.
 FIRST CLICK

POSITION 3 press the pusher **B** again to bring the crown **C** to position 3. Turn the crown **C** clockwise to set the desired time. Consider the indicator **G** (24 hours) for the correct click of the date **H**.
 SECOND CLICK

2. Press the crown **C** all the way down to return it to position 1. Carefully screw down the crown cover **A** until it locks completely.



CARE AND MAINTENANCE

- Your watch will keep its performance intact for a long time, with proper care.
- We recommend that you have your watch checked every 3-4 years at one of our Authorized Dealers/Authorised Service Centres, to carry out ordinary maintenance on all mechanical parts and water resistance.
- We also recommend contacting an Authorized Dealer/Authorised Service Center to replace the strap.
- Do not leave the watch in places exposed to extreme temperature changes, humidity, the sun and strong magnetic fields.
- Make sure the watch is suitable for use in water.
- Always rinse the watch with fresh water after contact with salt water.

AUTOMATIC WATCHES REQUIRE MANUAL WINDING FOLLOWING A LONG PERIOD OF INACTIVITY.



U-BOAT HEAD OFFICE

Via Pesciatina 751H

Gragnano, Capannori - 55010 Lucca - Italy

Tel: +39 0583 469288 - Fax: +39 0583 462249

www.uboatwatch.com - service@u-boatwatch.com