

U-BOAT
ITALO FONTANA

CHIMERA UNICO



Dear Customer

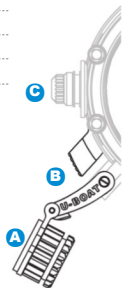
WE CONGRATULATE YOU ON THE PURCHASE OF THIS U-BOAT MODEL.

IN THIS MANUAL YOU WILL FIND THE INSTRUCTIONS FOR YOUR WATCH.

WE THANK YOU FOR YOUR TRUST AND INVITE YOU TO REGISTER ON OUR OFFICIAL WEBSITE IN THE [U-CLUB](#) SECTION DEDICATED EXCLUSIVELY TO OWNERS/POSSITORS OF U-BOAT PRODUCTS, IN ORDER TO RECEIVE ADDITIONAL ADVANTAGES, AND BE INFORMED ABOUT OFFERS, EVENTS AND NEWS IN PREVIEW.

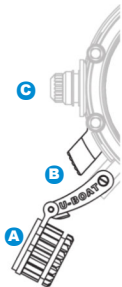
Mechanic Automatic

- A CUP CROWN
- B LEVA ESTRAZIONE CORONA
- C CROWN
- D HOURS HANDS
- E MINUTES HANDS
- F SECONDS HANDS
- G DATE

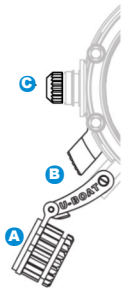


Indicative image
Some components may be missing
or arranged in a different position.

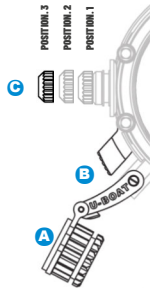
• **POSITION 1**
NEUTRAL POSITION



• **POSITION 2**
FIRST CLICK



• **POSITION 3**
SECOND CLICK



1. Unscrew the cup crown **A** to access the crown **C**

POSITION 1 to charge and start the watch, turn the crown **C** clockwise

NEUTRAL POSITION

POSITION 2 press the pusher **B**, to bring it to crown **C** position 2.
FIRST CLICK turn the crown **C** clockwise to set the date **G**

POSITION 3 Press again the pusher **B**, to bring it to crown **C** in
SECOND CLICK position 3. Turn the crown **C** Clockwise to set
to desired time.

2. Push the crown **C** Back in to position 1. To screw the cup crown **A** until it is completely blocked .



CARE AND MAINTENANCE

- Your watch will maintain its performance intact for a long time, with the appropriate care.
- We recommend that you have your watch checked every 3-4 years by one of our Authorized Retailers/Authorized Service Centers, to carry out normal maintenance of all mechanical parts and water resistance.
- We also recommend that you contact an Authorized Retailer/Authorized Service Center to replace the strap.
- Avoid leaving your watch in places exposed to strong temperature variations, humidity, sunlight and intense magnetic fields.
- Make sure that your watch is suitable for use in water.
- Always rinse your watch with fresh water after contact with salt water.
- Automatic watches require manual winding after a long period of inactivity.

AUTOMATIC WATCHES REQUIRE MANUAL WINDING AFTER A LONG PERIOD OF INACTIVITY



U-BOAT HEAD OFFICE

Via Pesciatina 751H

Gragnano, Capannori - 55010 Lucca - Italy

Tel: +39 0583 469288 - Fax: +39 0583 462249

www.uboatwatch.com - service@u-boatwatch.com